



FIGURE 8 SUPERHERO MASKS



HULK | SPIDERMAN | WONDER WOMAN

HULK




Step 1: To activate your Superhero power, place a pointer finger on the center dot of the mask Form a figure eight 10 times going counter-clockwise then clockwise.

Step 2: Color the mask. Then cut around the outer border and out the inside eye portions.

Step 3. Poke holes into the dots on the right and left sides of the mask. Then insert and tie strings to place around the head.

SPIDERMAN




.....

Step 1: To activate your Superhero power, place a pointer finger on the center dot of the mask. Form a figure eight 10 times going counter-clockwise then clockwise.

Step 2: Color the mask. Then cut around the outer border and out the inside eye portions.

Step 3. Poke holes into the dots on the right and left sides of the mask. Then insert and tie strings to place around the head.

WONDER WOMAN



.....

Step 1: To activate your Superhero power, place a pointer finger on the center dot of the mask. Form a figure eight 10 times going counter-clockwise then clockwise.

Step 2: Color the mask. Then cut around the outer border and out the inside eye portions.

Step 3. Poke holes into the dots on the right and left sides of the mask. Then insert and tie strings to place around the head.